

Designer Doors

*Made by us...
designed by you*







About Smart

With over 35 years' experience, we are the UK's leading supplier of window and door systems.

We take great pride not only in the quality, breadth and depth of our product range, but also in our design expertise and support services.

We operate from a modern 60,000m² manufacturing plant in the south west of England, which houses three extrusion presses and three paint lines, as well as our logistics and distribution hub. Across all our operations, we are fully committed to reducing our impact on the environment, and are working hard to become both carbon-neutral and energy self-sufficient.

The images, drawings and data shown in this brochure are for illustrative purposes only and are not binding in detail, colour or specification. We reserve the right to make changes to the product specification as technical developments dictate and without prior notice. We recommend that the user ensures that they are satisfied the product meets their requirements prior to purchase.

The 'Smart' logo and the 'Smart Spark' icon are registered Trade Marks of Smart Systems Ltd. ©Smart Systems Ltd 2018

✦ Made with care Made with pride

Our research and development team has spent a great deal of time to make sure that our new entrance door range delivers everything you need in terms of style, security, performance and quality.

We have carefully assembled a range of doors to suit all types and style of home, and have invested in a brand-new manufacturing facility within our existing plant to make sure that the production of each and every door meets our exacting quality standards.

This unwavering attention to detail extends to the quality of your door's hardware and locking mechanism – and of course to the final lustrous finish, which is applied with meticulous care. Each door then receives a final quality inspection, before it is ready to leave our factory and be delivered to you, with pride.

The Smart team takes great care and great pride throughout the manufacturing process, their experience and expertise ensuring that every door meets our high quality standards.



Colour: CTN002

Industry leaders in product innovation, design and technical expertise



Make it Smart

Bringing you peace of mind with the most secure doors

From traditional Victorian, Georgian and Edwardian designs to contemporary chic. Smart Designer Doors offer a wide range of designs, colours and styles for you to choose from. Whichever door suits your home, you can be sure of its outstanding performance, with high-quality locking mechanisms and precision construction combining to give unbeatable strength and security.

The choice of glazing and door furniture will have a major impact on the overall appearance of your door. We have a wide choice of fixed side, or head-light glazing combinations, as well as single or double door configurations to make sure the design is just right for your home. Finally, our extensive range of colours guarantees the perfect finishing touch.

Service and Support

Our doors are sold through a UK-network of specialist installers, all of whom are reputable and experienced companies who carry out installation in accordance with best practices.

As we control the entire production process from our UK base, we manufacture every door to order, making sure we meet each customer's individual requirements.

For details of specialist installers in your area, please check our website – smartdesignerdoora.co.uk

High performance

Every door is manufactured by our specialist Smart fabrication team, so whatever the weather, you can be certain that your door has been engineered to last.

- **Successfully tested to PAS 24:2016 Enhanced Security Performance.**
- **3 adjustable hinges and resistant to 80kg of pressure per hinge.**
- **66mm triple glazed and PAS24 security laminated glass units.**
- **All profiles include a polyamide thermal barrier that enhances thermal performance.**
- **Thermally efficient glass - with a glass centre pane 'U' value from 0.9 W/m²K to 1.1W/m²K, dependant on the glass specified.**
- **Double-rebated EPDM centre gaskets to provide enhanced weather protection.**
- **Panel polyester powder coated to Qualicoat and EN 12206-1 standards.**

Fully insulated door panel and polyamide thermal barrier provide enhanced performance and energy efficiency.

A range of bespoke accessories.

High-quality 10-point locking mechanism provides outstanding security.

Custom aluminium moulding, featured on specific doors, to provide a traditional appearance.

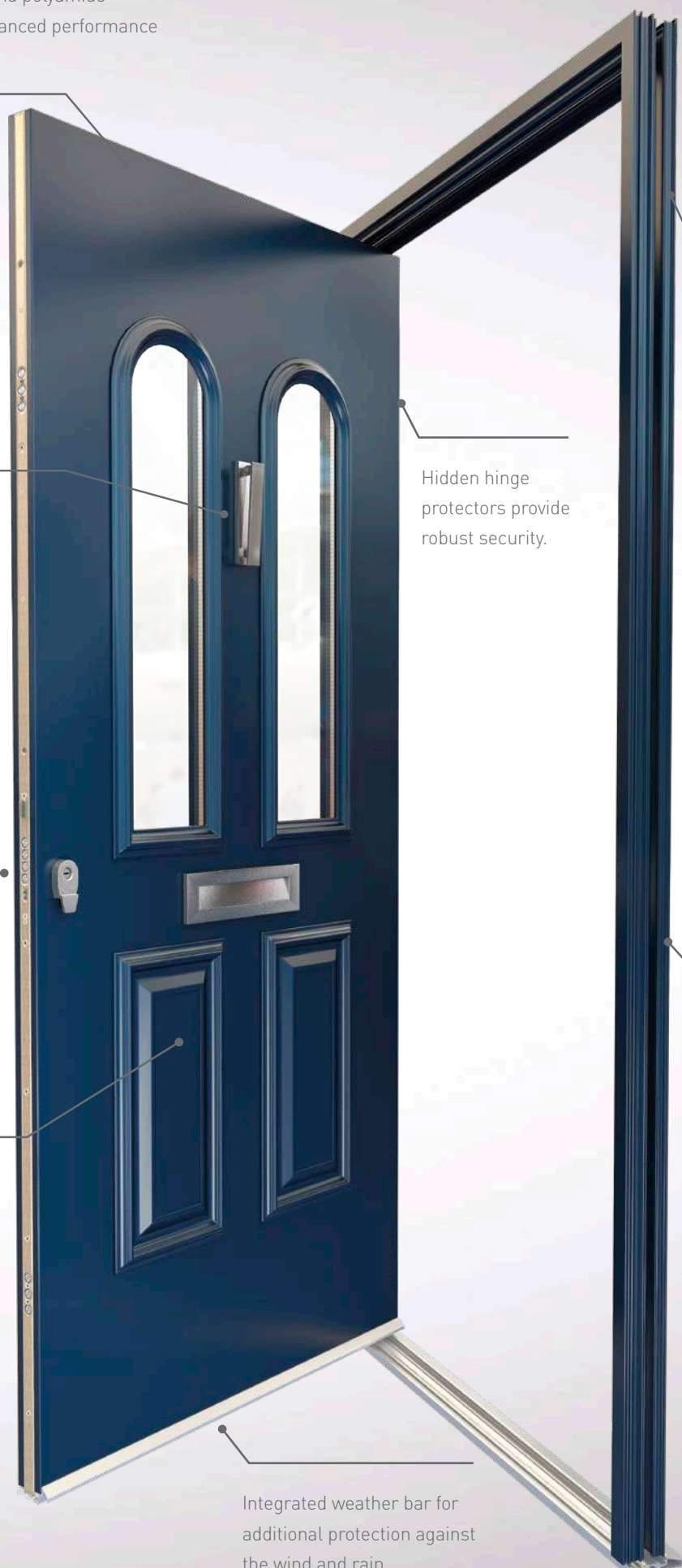
Integrated weather bar for additional protection against the wind and rain.

Hidden hinge protectors provide robust security.

Elegant aluminium profiles, designed to provide both strength and durability.

A structurally robust construction that requires minimal maintenance and delivers outstanding performance over a lifetime of use.

Colour: CTN001



Make it elegant Make it secure

The Traditional Range – classical looks with modern performance.

Our Traditional door range has been carefully designed to recreate the traditional elegance of Victorian, Edwardian and Georgian entrance doors, but with that classic beauty our doors also deliver a range of benefits. With modern materials and construction techniques, the doors are designed to not only deliver outstanding safety and security, but also class-leading acoustic, weather protection and thermal performance.



Colour: SEN015

Victorian

DT0006

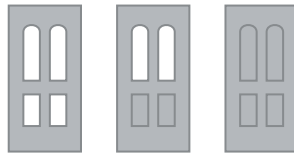




Colour: CTN005

Windsor


DT0007



Colour: CTN001

Regency

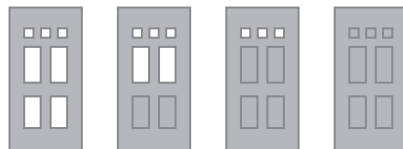
DT0005



Colour: CTN003

Edwardian

DT0003



Colour: CTN002

Georgian

DT0004



Make it original Make it stylish

The unique designs of **The Vintage Range** offer solutions that are suitable for both replacement and new projects.

Designed to reflect the timeless elegance and classic style of 1920s and 1930s Art Deco doors. The range of size, glazing and door furniture options, as well as an extensive colour palette to choose from, enables you to create the perfect door for your home.



Colour: CTN003

Elberry


DT0002



Colour: CTN006

Greenway

DT0001





Make it distinctive Make it striking

The Modern Range – chic, stylish
and secure.

This contemporary range of door styles has been developed to suit new homes and apartments, offering a modern look for a striking design statement. Available in a range of sizes, with a huge choice of glazing and colour options, our range of stainless steel door handles, knockers and letter-plates provide that elegant finishing touch.



Colour: CTN003

Pimlico

DM0020



Colour: SEN026
Rushcliffe
DM0019



Colour: CWD004
Richmond
DM0022



Colour: SEN018
Pembroke
DM0016



Colour: SEN028
Marlborough
DM0014



Colour: SEN015
Kingsbridge
DM0011



Colour: CWD002
Amersham
DM0001



Colour: SEN026
Clifton
DM0006



Colour: CWD004
Mayfair
DM0017



Colour: SEN018
Lymington
DM0013



Colour: SEN028
Falmouth
DM0008



Colour: SEN015
Kensington
DM0012



Colour: CWD002
Sherbourne
DM0021



Colour: SEN026
Broadstone
DM0004



Colour: CWD004
Shipston
DM0023



Colour: SEN018
Highgate
DM0010



Colour: SEN028
Oakham
DM0015



Colour: SEN015
Ashwell
DM0002



Colour: CWD002
Purbeck
DM0018

Chic, stylish and secure.



Colour: SEN025
Canonbury
DM0005



Colour: CWD004
Eastleigh
DM0007



Colour: SEN018
Hambleton
DM0009



Colour: SEN028
Teddington
DM0024



Colour: SEN015
Oxford
DM0031



Colour: CWD002
Bloomsbury
DM0003

*Our Modern Range
offers modern styling
and most importantly
security for your home*



✦ Make it **modern** Make it **last**

The distinctive raised mouldings, which are a feature of these modern doors, bring a stylish and chic aesthetic. With a range of contemporary design options, together with a wide choice of glazing, accessories and finishes, you can create the perfect look for your individual home.

*An ultra-modern
design approach
destined to become
a real focal point
for your house
or apartment*





Colour: SEN026

Woodbridge

DM0027



Colour: CWD004

Winchester

DM0026



Colour: SEN018

Twickenham

DM0025



Colour: SEN028

Westbury

DM0028

◆ Make it **new** Make it **timeless**

The **Cottage Range** has been inspired by the timeless elegance of traditional village cottages and country homes, their designs developed to perfectly suit the more classical house styles.

Whether it's a replacement for an existing door or a new build project, you can tailor the door to meet your exact aesthetic, security and performance requirements.



Colour: CTN005
Coleford
DT0008



Colour: CTN001
Churchill
DT0010



Colour: CTN003
Purton
DT0011



Colour: CTN002
Somerton
DT0012



Colour: CTN006
Axbridge
DT0009



Reliable security you can depend on

With your safety and security our priority, we only use the highest quality fittings to ensure the maximum protection for your home and our 10-point locking mechanism is fitted as standard to every **Designer Door**.

High security

- 10-point locking for high security.
- Hardened stainless steel and picking protection pins provide tamper-protection.
- Upper and lower locking pins shaped conically for efficient closure.
- Our laser-cut key profile system prevents the use of any unauthorized keys.
- Horizontal key has a cross groove in the core which can only align with the 10-point spring-loaded pin pairs within the lock.
- Hidden hinge protectors provide robust security against external impacts.
- ISE0 R7 cylinder, anti-bumping and placed 60 mm away from the frame: high security and easy opening.
- Adjustable hinges and lock.
- Successfully tested to PAS 24:2016 Enhanced Security Performance.



Safety and security

In developing the new **Designer Doors** range, your safety and peace of mind have been at the heart of all our design decisions. We specified the best materials and selected only the highest quality fittings to ensure that your new door provides a high level of security. Here are some of the features that are incorporated into each **Designer Door**.



A secure 10 point locking system to give you and your family that peace of mind

Door sashes sit flush internally and externally with the outer frame for an elegant finish.

A high security **10-point lock** and escutcheon plate system, with drill proof 'anti-bump' cylinder, is fitted as standard.

◆ An integrated, enclosed glazing panel prevents the need for glazing beads – which provides **maximum protection against ramming and forced entry.**




'Block door' construction incorporates a **totally hidden sash** and fixing system for added security.

The lock body is encased and protected by the hidden door sash and external aluminium skin, **creating an additional 5mm aluminium external wall.**

✦ Finishing touches

Our design team selected a range of door furniture that would match the quality and performance of the **Designer Door**, while at the same time complementing its elegant good looks. The range spans from traditional to ultra-modern design, with lots in between, enabling you to carefully select the right accessories to complement your chosen door style.



Our high quality door furniture will provide that elegant finishing touch



✦ Colour combinations

Our unrivalled range of colour options provides inspiration for all types of properties. Options range from traditional white to shades of blue, through to vibrant reds and greens.

With a huge range of colour options, you can choose the perfect shade for your house, or to make a real design statement with a striking contrast. This unwavering attention to detail extends to the quality of your door's hardware and locking mechanism – and of course to the final lustrous finish, which is applied with meticulous care. Each door then receives a final quality inspection, before it is ready to leave our factory and be delivered to you, with pride.



Inside CTN003



Outside CTN005



Smart Colours

Our Sensations and Cotswold colour options offer a unique textured finish. And of course, the door can be supplied in a dual-colour format, with the inside and outside, or outer frame and door sash specified in different colours.



Creations Range

Our Creations colour range for Designer Doors offers a vibrant palette of classic colours to inspire the perfect focus point for your home.



Ruby Red CTN005 Sapphire Blue CTN001 Mint Green CTN003



Pastel Blue CTN002 Zinc Yellow CTN006 Moss Green CTN004

Triple glazing

The choice of glazing will have a significant impact on the overall appearance of your door and so we have a wide choice of fixed, side or head-light glazing options, to make sure the design is just right for your home.

The triple glazed, matt laminated units that are fitted as standard to each door provide a perfect combination of security, thermal performance, energy-efficiency and of course elegance. Speak to your supplier to find out about the range of clear, frosted, patterned and coloured options available.



